

FLORA BLOSSOM

Pattern by: [Jonna Martinez](#)



FLORA BLOSSOM

Pattern by: Jonna Martinez

MATERIALS

- Lion Brand Mandala Ombre - Pure
- Lion Brand Basic Stitch - White

COLOR REPEAT

- 3 Repeats in Mandala (Rows 1-13)
- 1 Repeat in White (Rows 14-17)
- 2 Repeats in Mandala (Rows 18-25)
- 1 Repeat in White (Rows 26-29)
- 3 Repeats in Mandala (Rows 30-41)

SPECIAL STITCHES

- **Puff Stitch** - Yarn over, insert your hook into the stitch or space to be worked, pull up a loop. Repeat 2 more times (3 times total). You should have 7 loops on your hook. Yarn over, pull through all seven loops. Chain 1 to secure.
- **V-Stitch** - Double crochet into the stitch or space to be worked, chain 1, double crochet into the same stitch.

GET THE PATTERN

This pattern is available FREE on YouTube and you can get the paid pattern via Etsy



[WATCH NOW](#)

[VIEW ON ETSY](#)

Affiliate Link



AT A GLANCE

SIZE: 37" X 36"

HOOK: 6.0MM (J)

DIFFICULTY:



Progress TRACKER

PATTERN: *Flora Blossom*

START DATE

FINISH DATE

Yarn Used:

ROWS

1 - 13

A	A	A
A	A	A
A	A	A
A	A	A
A	A	A
A	A	A
A	A	A
A	A	A
A	A	A
A	A	A
A	A	A
A	A	A
A	A	A
A	A	A

14 - 17

B
B
B
B

18 - 25

A	A
A	A
A	A
A	A
A	A
A	A
A	A
A	A

26 - 29

B
B
B
B

30 - 41

A	A	A
A	A	A
A	A	A
A	A	A
A	A	A
A	A	A
A	A	A
A	A	A
A	A	A
A	A	A
A	A	A
A	A	A
A	A	A
A	A	A

HOOK SIZE

Color Key:

A = Mandala
B = White

WIP CARD

Instructions

THIS PRINTABLE WIP CARD CAN BE PRINTED AND ADDED TO YOUR WIP BAG / CONTAINER IF YOU DESIRED. IT IS A HANDY WAY TO KEEP TRACK OF VARIOUS PROJECT DETAILS.

- 1.PRINT ON PLAIN PAPER
- 2.CUT ON OUTERMOST DOTTED LINES
- 3.FOLD ALONG CENTER

HOOK SIZE KEEPER

THIS SMALL HOOK SIZE REMINDER CAN BE PRINTED OUT AND AFFIXED TO ANY ONE OF YOUR GRANNY SQUARES WITH A STITCH MARKER AS A REMINDER WHICH HOOK SIZE YOU ARE USING FOR THIS PROJECT.



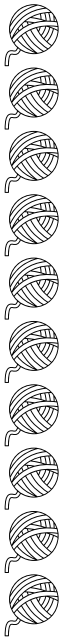
STARTED: _____ FINISHED: _____

Flora Blossom

NOTES:



PROGRESS:



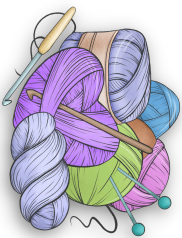

THIS ITEM IS FOR:

YARN BRAND:

COLOR

DYE LOT

SKIENS



HELPFUL LINKS



Let's Get Connected for Our Latest Patterns & Tutorials



[on the web @ CraftingInTheNight.com](http://www.CraftingInTheNight.com)



[Join our Facebook Group](#)



[on Instagram @craftinginthenight](#)



[on YouTube @craftinginthenight](#)

Check out these awesome posts on our website:



[Favorite Supplies](#)



[Modern Granny Stripe Blanket](#)



[Easy Border Pattern](#)